





<b>Sport &amp; Discipline</b>  <b>Table Tennis</b>	<b>Venue</b> <div style="background-color: #0070C0; color: white; padding: 5px; display: inline-block;">Hyogo Pref. Kobe City</div> <b>Green Arena Kobe</b> Midoridai, Sumaku, Kobe City, Hyogo <a href="https://www.kobe-park.or.jp/sougou/facilities/arena/">https://www.kobe-park.or.jp/sougou/facilities/arena/</a> ※There is other venue. Please check each venue. ・ Kobe Central Gymnasium
---	--

## Recommended route to the venue

### From Osaka Station (Center Village) to the venue

(OP Original Kansai One Pass usable section, WP Original JR Kansai Wide Area Pass usable section)



Mode	Line	Depart	Arrive	Traffic pass	Route	Time
Train	JR	Osaka Sta.	Sannomiya Sta.	<span style="background-color: #92D050; padding: 2px;">OP</span> <span style="background-color: #0070C0; color: white; padding: 2px;">WP</span>	JR kobe Line for Sannomiya, Nishi-akashi, Himeji	22min.
Walking		Sannomiya Sta.	Sannomiya Sta.			1min.
Train	Subway	Sannomiya Sta.	Sogoundokoan Sta.	<span style="background-color: #92D050; padding: 2px;">OP</span>	Subway Seishin-yamate Line for Myodani, Seishin-chuo	22min.
Walking		Sogoundokoan Sta.	Venue			7min.

### From Masters Village Hyogo to the Venue

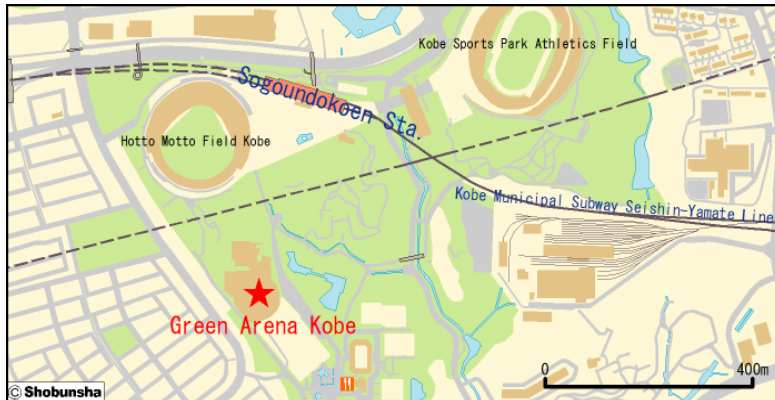
Masters Village Hyogo: in Duo Kobe “Duo Dome” ※ 1 minute walk from JR Kobe Station.



Mode	line	Depart	Arrive	Traffic pass	Route	Time
Walking		Masters Village	Kobe Sta.			1min.
Train	JR	Kobe Sta.	Sannomiya Sta.	<span style="background-color: #92D050; padding: 2px;">OP</span> <span style="background-color: #0070C0; color: white; padding: 2px;">WP</span>	JR kobe Line for Sannomiya, Amagasaki, Osaka	4min.
Walking		Sannomiya Sta.	Sannomiya Sta.			1min.
Train	Subway	Sannomiya Sta.	Sogoundokoan Sta.	<span style="background-color: #92D050; padding: 2px;">OP</span>	Subway Seishin-yamate Line for Myodani, Seishin-chuo	22min.
Walking		Sogoundokoan Sta.	Venue			7min.

## Information about other routes

## Access map to the venue



## Green Arena Kobe



## From the highway interchange

- 5 minutes by car from Hanshin Expressway Kobe Yamate Line "Shirakawa minami" Exit
- 5 minutes by car from Hanshin Expressway Kita Kobe Line "Fusehata nishi" Exit

## Parking information

Parking lot name	The Baseball Ground west	Fee	Pay
Address	Midoridai Sumaku Kobe City, Hyogo	Parking capacity	850 cars

## Other traffic precautions

As of October 31, 2019

