



Sport & Discipline	Venue
 Cycling (Road Race)	<div style="background-color: #0070c0; color: white; padding: 5px; display: inline-block;">Tottori Pref. Kurayoshi City</div> Kurayoshi・Hokuei Road Race Course Start and Finish Line: Takashiro Elementary School (722-2 Kamifukuda, Kurayoshi city, Tottori) http://www.sports-tottori.com/?page_id=2422



Recommended route to the venue

From Osaka Station (Center Village) to the venue




(OP Original Kansai One Pass usable section WP Original JR Kansai Wide Area Pass usable section)

Osaka Sta.		Kurayoshi Sta.		Venue		
Mode	Line	Depart	Arrive	Traffic pass	Route	Time
Train	JR	Osaka Sta.	Kurayoshi Sta.	WP	Chizu Line Limited Express "Super Hakuto" for Tottori, Kurayoshi	180min.
Shuttle bus		Kurayoshi Sta.	Venue			35min.

*Extra charges will apply when using reserved seat of limited express trains from Osaka Station to Kurayoshi Station.

From Masters Village Tottori to the venue

Masters Village Tottori: "Fumon Square" *1 minute walk from JR Tottori Station

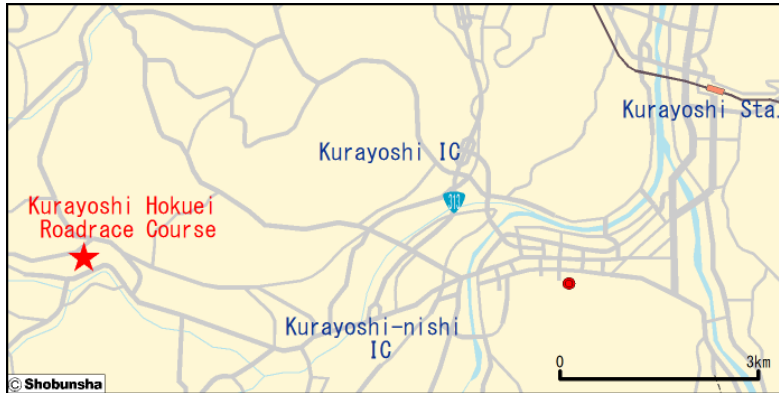
Fumon Square		Tottori Sta.		Kurayoshi Sta.		Venue
Mode	Line	Depart	Arrive	Traffic pass	Route	Time
Walking		Masters Village	Tottori Sta.			1min.
Train	JR	Tottori Sta.	Kurayoshi Sta.	WP	San-in Line Limited Express for Kurayoshi, Yonago, Matsue	30min.
Shuttle bus		Kurayoshi Sta.	Venue			35min.

*Extra charges will apply when using reserved seat of limited express trains from Tottori Station to Kurayoshi Station.

Information about other routes

- Highway buses to Kurayoshi Station operate from Namba (OCAT) (separate fees apply).
- Detailed time for the shuttle bus will be posted as soon as it is available.
- From Tottori Airport, Airport buses for Tottori Station and Kurayoshi Station are operated.
*5 flights a day from Tokyo International Airport (Haneda) to Tottori Airport.

Access map to the venue



Start and Finish Line



From the highway interchange

- 45 minutes by car from the Yonago Expressway's Yubara Exit
- 80 minutes by car from the Chugoku Expressway's Innosho Exit
- 20 minutes by car from the Sanin Expressway's Hawaii Nagase Exit

Parking information

Parking lot name		Fee	Free
Address		Parking capacity	

※ To be arranged near the start area.

Other traffic precautions

As of October 31, 2019

