








<b>Sport &amp; Discipline</b>  <b>Volleyball (Indoor)</b>	<b>Venue</b> <b>Wakayama Municipal Kanan Gymnasium</b> 165-1 Wasanaka, Wakayama city <a href="http://www.city.wakayama.wakayama.jp/shisetsu/kouen_sp_shisetsu/1006086/1000981.html">http://www.city.wakayama.wakayama.jp/shisetsu/kouen_sp_shisetsu/1006086/1000981.html</a> ※There are other venues. Please check each venue. ・Wakayama Big Wave    ・Wakayama Big Wave ・Wakayama Prefectural Gymnasium
--	---

## Recommended route to the venue

### From Osaka Station (Center Village) to the venue

(OP Original Kansai One Pass usable section    WP Original JR Kansai Wide Area Pass usable section)




<b>Osaka Sta.</b>		<b>Shin-Osaka Sta.</b>		<b>Wakayama Sta.</b>		<b>Tainose Sta.</b>		<b>Venue</b>
Mode	Co.,	Depart	Arrive	Traffic pass	Route	time		
Train	JR	Osaka Sta.	Shin-Osaka Sta.	OP WP	Kyoto Line For Shin-Osaka, Takatsuki, Kyoto	3min.		
Train	JR	Shin-Osaka Sta.	Wakayama Sta.	WP	Kisei Line Limited Express "Kuroshio" for Shingu	60min.		
Train	JR	Wakayama Sta.	Tainose Sta.	WP	Wakayama Line for Kokawa, Hashimoto	5min.		
Walking		Tainose Sta.	Venue			17min.		


※It is also possible to use the shuttle bus from Wakayama Station to the venue. (15 minute ride)



### From Masters Village Wakayama to the venue

Masters Village Wakayama: in JR Wakayama Station basement "Wakachika Square"

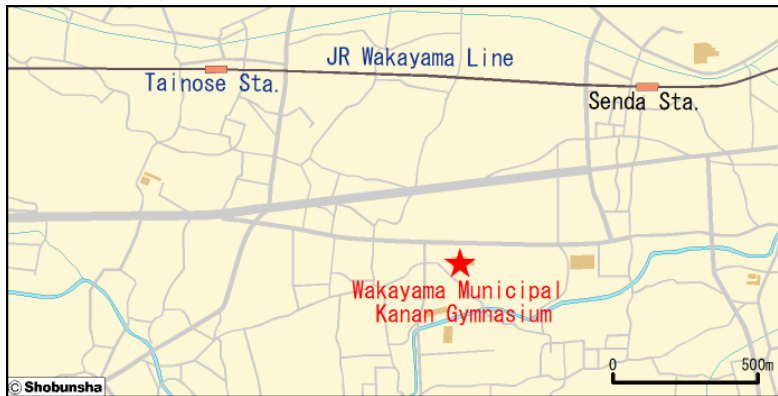
<b>Wakachika Square</b>		<b>Wakayama Sta.</b>		<b>Tainose Sta.</b>		<b>Venue</b>
Mode	Co.,	Depart	Arrive	Traffic pass	Route	time
Train	JR	Wakayama Sta.	Tainose Sta.		Wakayama Line for Kokawa, Hashimoto	5min.
Walking		Tainose Sta.	Venue			17min.

<b>Wakachika Square</b>		<b>Wakayama Sta.</b>					<b>Venue</b>
Mode	Co.,	Depart	Arrive	Traffic pass	Route	time	
Shuttle bus		Wakayama Sta.	Venue			15min.	

## ■ Information about other routes

- Detailed time for the shuttle bus will be posted as soon as it is available.

## ■ Access map to the venue



## ■ From the highway interchange

- 5 minutes by car from the Hanwa Expressway “Wakayama” Exit

## ■ Parking information

- There is no parking lot at the venue and near the venue. Please kindly come by public transportation.
- ※ We have several parking space for disabled people.

## ■ Other traffic precautions